

PQFN PCB Landing Pad Design

Table of Contents

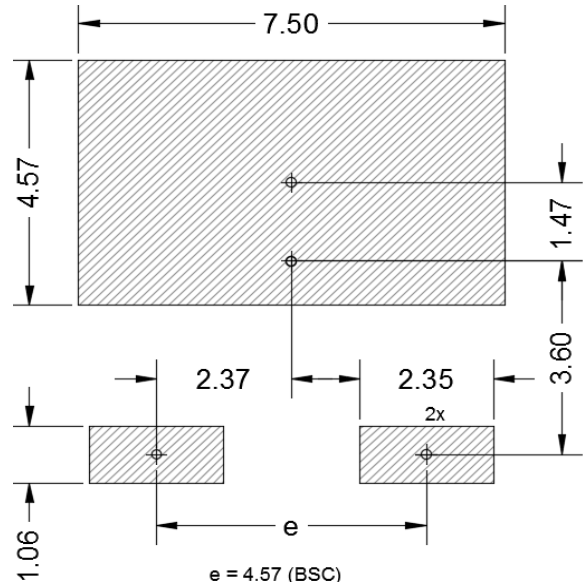
Part I: PQFN88 LSG PCB Footprint..... 2

Part II: PQFN88 LDG PCB Footprint 2

Part III: PQFN56 JSG PCB Footprint 3

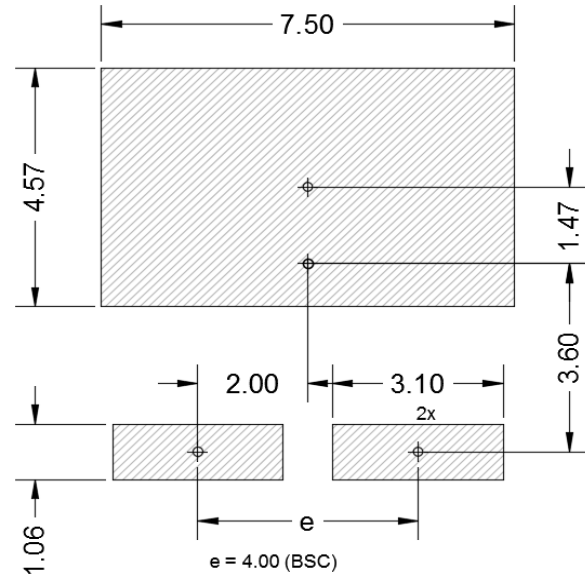
Application Note 0012

Part I: PQFN88 LSG PCB Footprint



LSG – common Source package configuration
(bottom view)

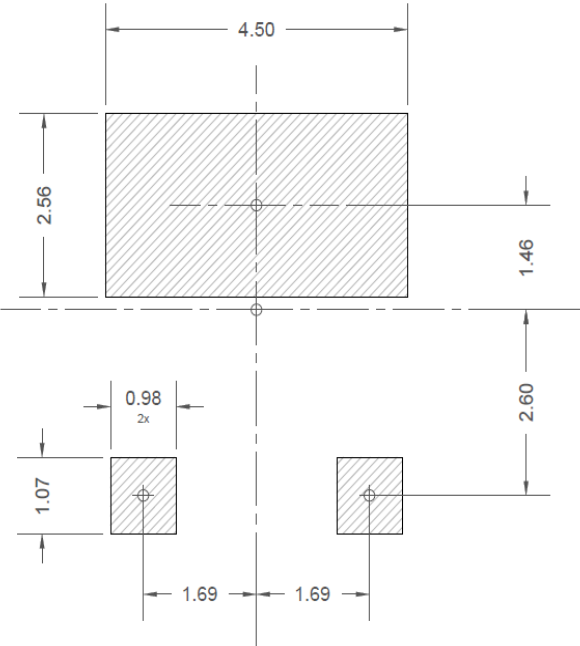

Part II: PQFN88 LDG PCB Footprint



LDG – common Drain package configuration
(bottom view)

Application Note 0012

Part III: PQFN56 JSG PCB Footprint



JSG – common Source package configuration
(bottom view)